WEANING EXCLUSIONARY CRITERIA

Spontaneous Ventilatory Parameters done unless patient. ✓ if applicable	Date/Time	Date/Time	Date/Time	Date/Time
• Hemodynamically unstable				
• PEEP > 7 cm H_2O				
• FiO_2 > 50%				
• Forced Hyperventilation (i.e. neuro patient)				
• vasopressors, excluding renal dose dopamine				
• continuous infusion of sedative				
• paralyzing agents				

VENTILATOR MONITORING RECORD

PATIENT/PLATE

Date/Time/Cuff Pressure _____

Date/Time/Cuff Pressure _____

ET tube placement _____ Tube Size _____

RT Signature: _____

Vent Settings	Date												
	Time												
	Mode												
	Automode (on/off)												
	Set RR (b/u RR if VS mode)												
	Insp. time (sec.)												
	Insp. Flow (l/sec.)												
	Set I:E												
	Actual I:E												
	Set V_T (cc)												
	FiO_2												
	Pressure Control												
	Pressure Support												
	Set PEEP												
	Pause time %												
	Rise time %												
	Trigger sensitivity												
Vent Monitoring	Peak airway pressure												
	Mean airway pressure												
	Plateau pressure												
	Total PEEP (Set & Auto PEEP)												
	Pause pressure - total PEEP												
	Static compliance												
	Graphics Assessed												
	Temperature												
Patient	Measured RR												
	Expiratory vent V_T (cc)												
	Expiratory pt V_T (cc)												
	Expiratory V_E (l/m)												
Alarms	Upper pressure limit												
	V_E upper/lower limits												
	Remote alarm												
Misc	Endotracheal sx												
	ETT retaping												
	Treatments / CPT												
	Bag & Mask / PEEP												
Monitoring Tools	Spontaneous V_E												
	Spontaneous V_T												
	Spontaneous RR												
	f/V_T												
	CPAP trial Y or N												
	SpO_2 / SaO_2												
	$ETCO_2$												
	pH												
	$PaCO_2$												
	PaO_2												
	PaO_2 /FiO_2												
	HCO_3												
	RT Initials												

Ideal Body Weight = _____ Height = _____

Males = 50 + [2.3 (height in inches - 60)]

Females = 45.5 + [2.3 (height in inches - 60)]

SUBURBAN HOSPITAL
Healthcare System

RESPIRATORY CARE SERVICES
VENTILATOR MONITOR RECORD
FORM 7-2006 (9/02)

WAVE FORM GUIDELINE

Does expiratory flow curve return to baseline?

NO → **Presence of auto-PEEP due to variable airway obstruction:** Measure and evaluate auto-PEEP. Does the patient need to be suctioned? Is the inspiratory flow adequate for the rate and tidal volume? Is there bronchospasm present? Is there underlying lung disease present?

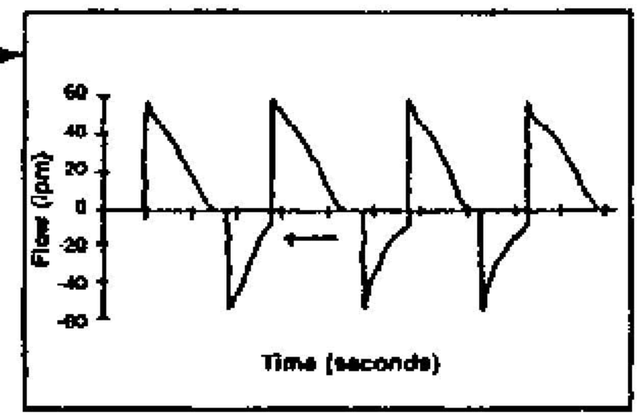

YES ↓

Does the inspiratory curve rise smoothly?

NO → **Inadequate inspiratory flow rate:** Increase flow rate or consider changing mode. Consider changing mandatory breath type to pressure control/PS or VS/PRVC.

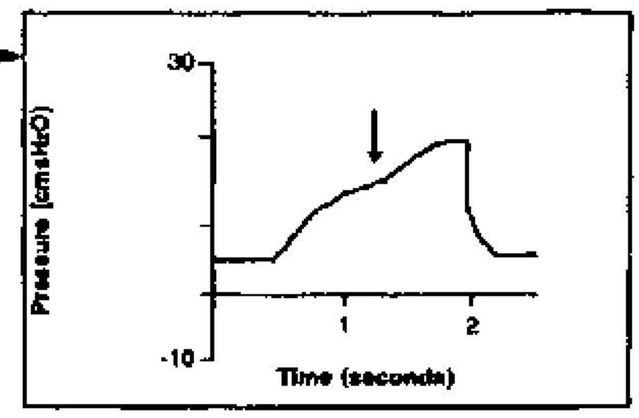

YES ↓

Is expiratory flow curve not "square"?

NO → **Fixed airway obstruction:** Is the endotracheal tube size appropriate? Is the patient's HME occluded? Change expiratory filter or evaluate need for a larger endotracheal / tracheostomy tube.

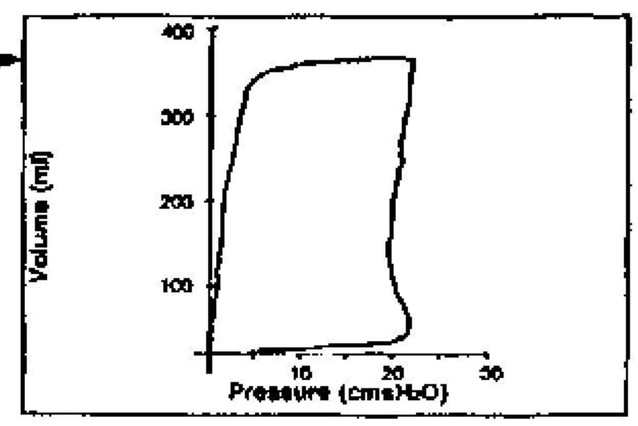

YES ↓

Is the trigger (flow or pressure) matched with an immediate rise in flow? Does the pressure drop (flow change) match the sensitivity?

NO → **Ventilator sensitivity inadequate:** Evaluate function of inspiratory gas source. Evaluate ventilator for proper function of sensitivity. Consider changing ventilator modes.

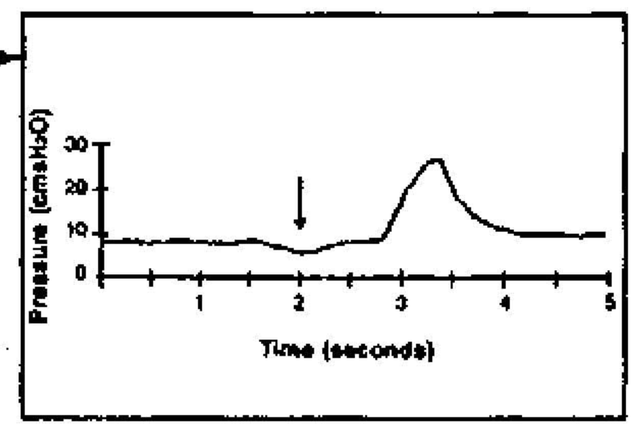

YES ↓

Does baseline PEEP match the ventilator? Does the tidal volume waveform return to baseline?

NO → **Potential leak in ventilator circuit:** Check integrity of cuff on artificial airway. Check integrity of ventilator circuit. Investigate and correct.

YES ↓

Does the peak of the volume graphic match the ventilator setting?

NO → **Evaluate PV loop:**
- Has the loop become more "horizontal" (loss of compliance) since previous evaluations? Evaluate for optimal PEEP setting.
- Does the waveform have a "duckbill" shape on the right representing hyperinflation? Consider decreasing tidal volume.
- Is there an increase in airway resistance represented by a "wide" PV loop? Consider bronchodilator therapy.

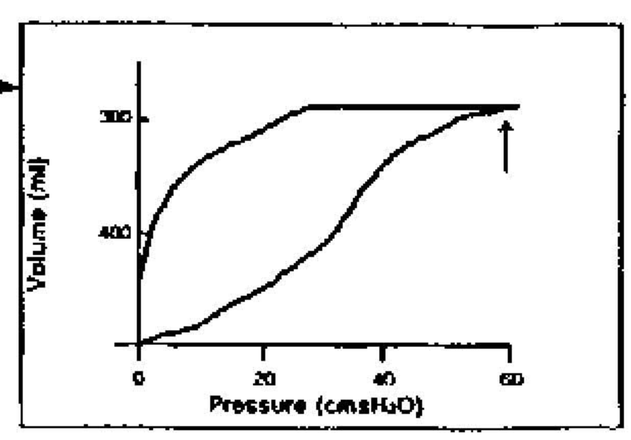

YES ↓

Does the PV loop look "ideal"?

NO → (Evaluate PV loop)

YES ↓

Ventilator is properly set.