

Your
Hospital's
Logo
Here

CNA SKIN OBSERVATION REPORT

DATE:	PATIENT:
-------	----------

SHIFT: 2300 - 0700
CNA NAME:
TEAM LEADER INITIALS:
COMMENTS

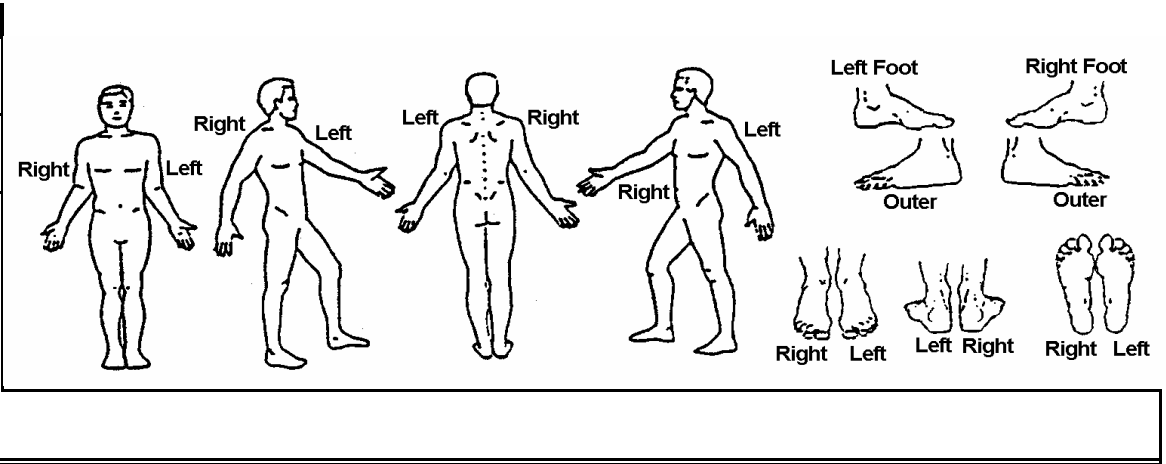


Diagram showing four human figures for skin observation: Front view (Right, Left), Right profile view (Right, Left), Back view (Left, Right), and Left profile view (Right, Left). To the right are diagrams for feet: Left Foot (Outer), Right Foot (Outer), Right Left (ankles), and Right Left (soles).

SHIFT: 0700 - 1500
CNA NAME:
TEAM LEADER INITIALS:
COMMENTS

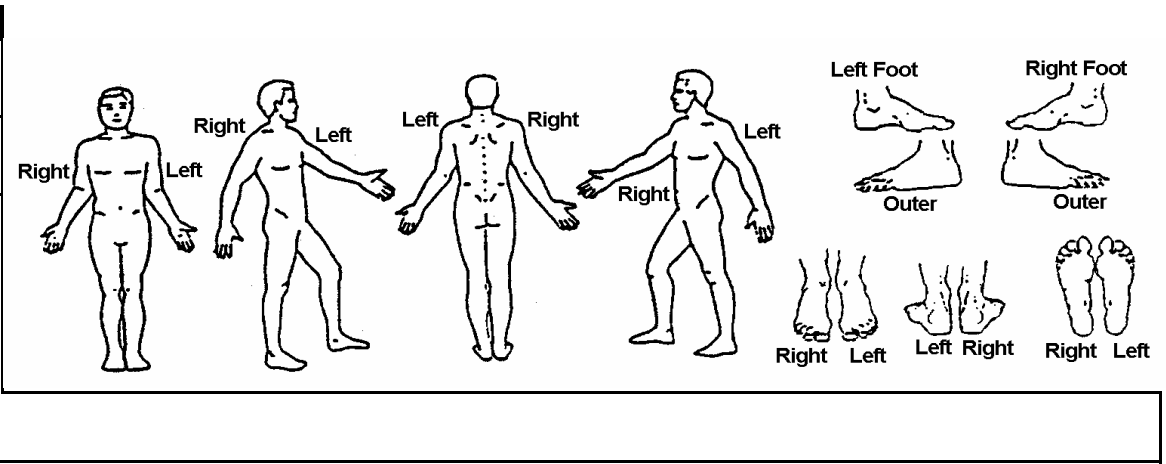


Diagram showing four human figures for skin observation: Front view (Right, Left), Right profile view (Right, Left), Back view (Left, Right), and Left profile view (Right, Left). To the right are diagrams for feet: Left Foot (Outer), Right Foot (Outer), Right Left (ankles), and Right Left (soles).

SHIFT: 1500 - 2300
CNA NAME:
TEAM LEADER INITIALS:
COMMENTS

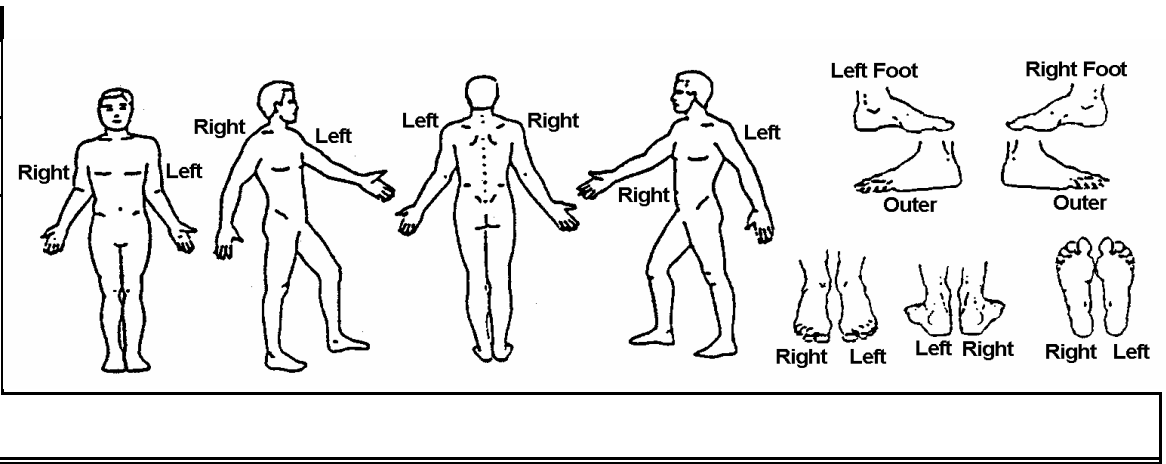


Diagram showing four human figures for skin observation: Front view (Right, Left), Right profile view (Right, Left), Back view (Left, Right), and Left profile view (Right, Left). To the right are diagrams for feet: Left Foot (Outer), Right Foot (Outer), Right Left (ankles), and Right Left (soles).